

April 2021 Monthly Snapshot

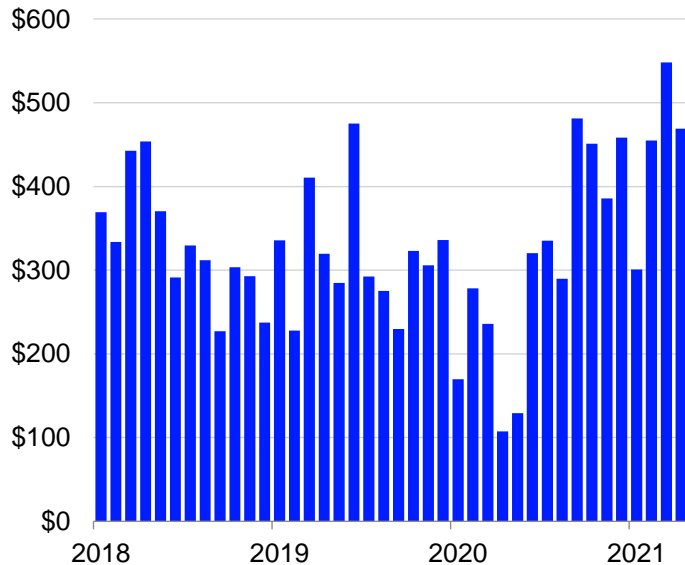
US, Tech, Spac, mega, and private equity-backed deals drive worldwide M&A to an all-time YTD record level of \$1.77 trillion, more than double the value recorded at this time last year

Global M&A: YTD Record; All-Time Highest April Total

US\$1.77 trillion worth of M&A deals were announced globally during the first four months of 2021, more than double (+124%) the same period last year and the highest year-to-date total since our records began in 1980.

US\$548 billion worth of deals were recorded during March 2021, the highest monthly total since our records began. Deals totalling US\$469 billion were announced during April, 14% less than the previous month, but an all-time April record.

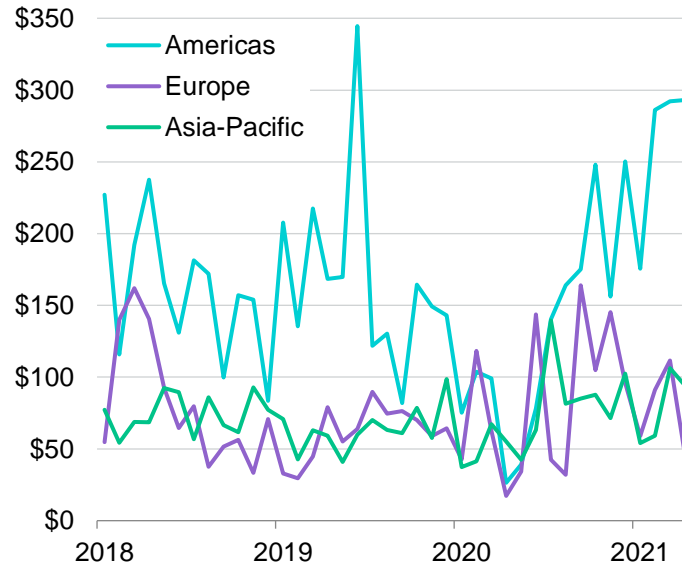
Global Announced M&A Monthly Volumes (US\$ bil)



Americas M&A Reaches 22-Month High

US\$293 billion worth of deals were announced in the Americas during April 2021, a 22-month high and the 4th highest monthly total since records began. M&A in the Americas is at an all-time YTD high of US\$1.0 trillion, more than three-times the value recorded at this time last year. Deals involving a target in Europe are up 28% YTD to a three-year high of US\$309 billion, while M&A in Asia-Pacific reached US\$314 billion, up 56% YTD and a six-year high.

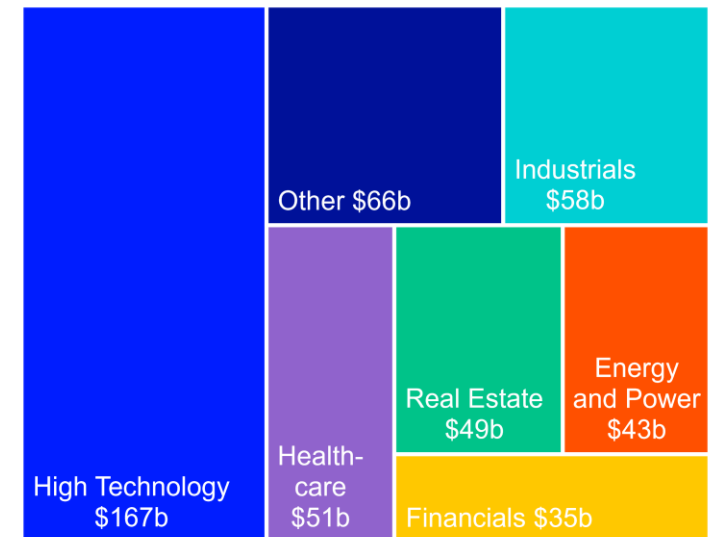
Regional M&A Monthly Volumes (US\$ bil)



Tech M&A Hits YTD and Monthly Record Level

Technology deals total US\$444 billion so far during 2021, more than double the previous YTD record of US\$216 billion recorded in 2000. Tech deals account for 25% of global M&A by value so far this year, up from 12% in YTD 2020. US\$167.2 billion worth of tech deals were announced during April 2021, the highest monthly total since our records began. Tech has been the leading M&A sector for nine consecutive months, since August 2020.

April 2021 Global M&A by Target Sector



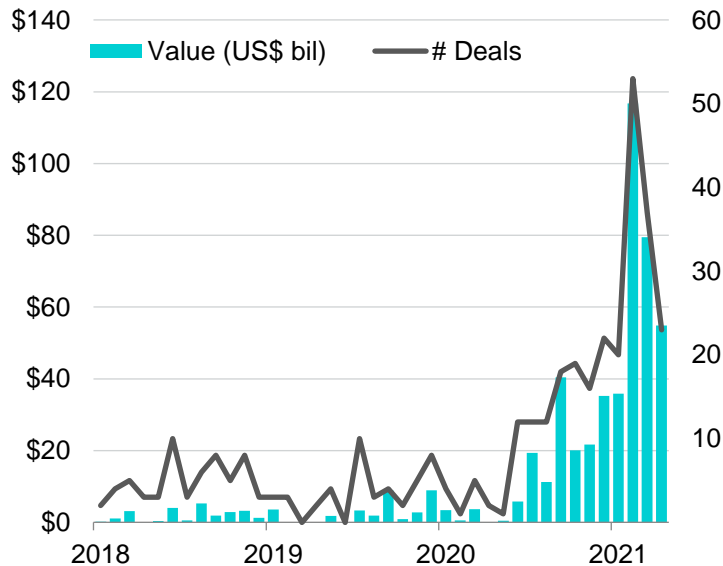
April 2021 Monthly Snapshot

US, Tech, Spac, mega, and private equity-backed deals drive worldwide M&A to an all-time YTD record level of \$1.77 trillion, more than double the value recorded at this time last year

Spac M&A: 3rd Highest Month and All-Time YTD High

23 spac combinations worth a combined US\$55 billion were announced globally during April 2021, the third highest monthly total by both value and by number of deals of all time. Spac acquisitions reached US\$287 billion during the first four months of 2021, 37-times the value recorded during YTD 2020 and an all-time YTD high.

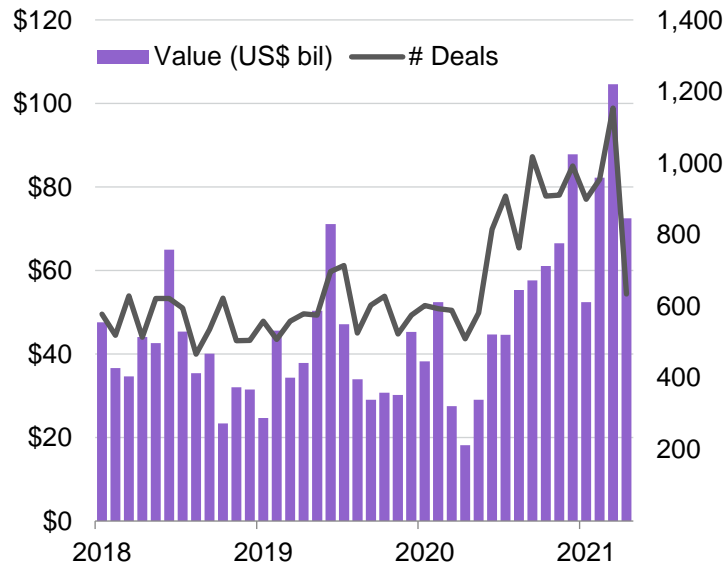
Global Spac M&A Monthly Volumes



Private Equity: All-Time YTD High by Value and # Deals

Private equity-backed M&A totalled US\$72 billion during the month of April 2021, 31% less than the value recorded during March 2021, but almost four-times the value recorded during the same month last year. 3,642 private equity-backed M&A deals worth a combined US\$312 billion have been recorded so far during 2021, a 129% increase compared to last year and an all-time YTD high by both value and number of deals.

Global Private Equity-Backed M&A Volumes



Mega Deals: Highest YTD Tally of All-Time

17 mega deals, worth US\$5 billion or more, were announced during April 2021, the 7th highest monthly tally since our records began. The combined value of these deals was US\$246 billion, the highest monthly value in 22 months. 65 mega deals have been announced so far during 2021, compared to 24 during the same period last year, and an all-time year-to-date high. The combined value of these deals is US\$681 billion, up 155% compared to last year.

Global Mega Deal Monthly Volumes

