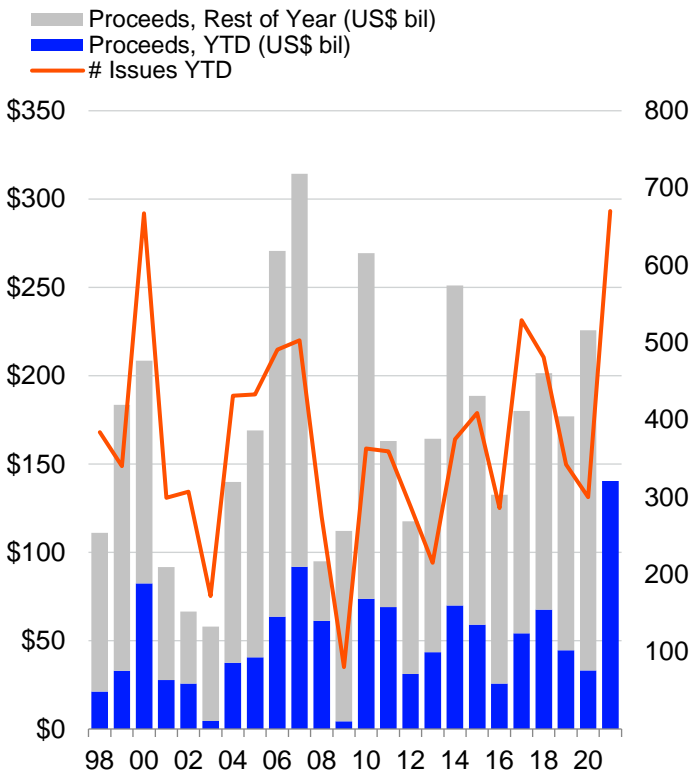


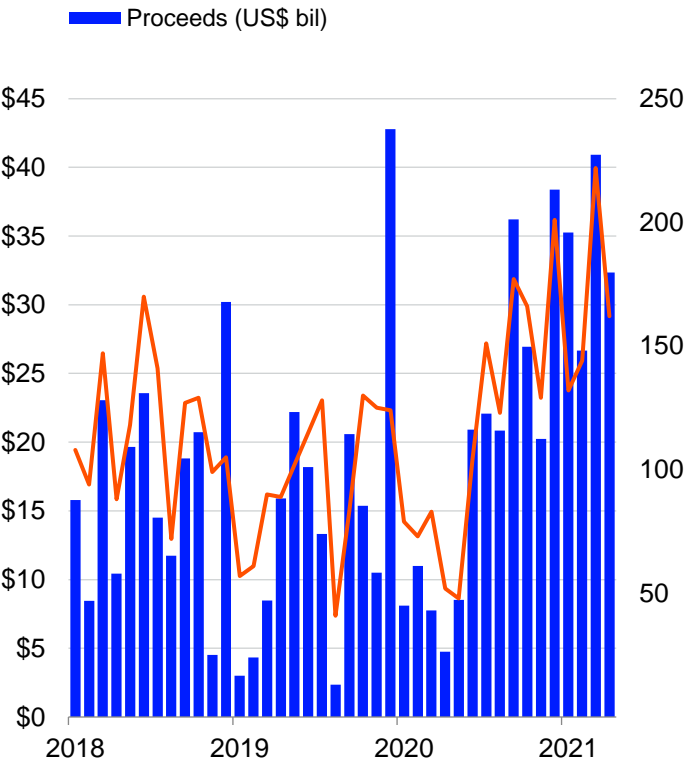
# IPO Boom: Record \$140 billion raised YTD

A global total of 670 initial public offerings have been recorded so far during 2021, more than double the number recorded during the same period in 2020 and the highest year-to-date tally in more than two decades. Together these stock exchange debuts have raised a record US\$140.3 billion, more than four-times the proceeds raised during the same period last year and smashing the previous all-time record of US\$91.8 billion, set in 2007, by 53%.

GLOBAL IPO ANNUAL VOLUMES



GLOBAL IPO MONTHLY VOLUMES



**Nasdaq** is the most popular venue for IPOs by both proceeds and by number of deals. A record \$33.9 billion has been raised on Nasdaq so far during 2021, more than five-times the proceeds raised during the same period last year and the highest year-to-date total since our records began in 1970. A total of 105 new listings have been recorded so far during 2021, a 300% increase in the number of listings from this time last year and a number last exceeded 21 years ago during the dot-com boom.

**New York** is the next most popular venue for IPOs by proceeds so far this year. \$21.5 billion has been raised from 32 new listings so far during 2021, a thirteen-year high by proceeds and the highest number of listings at this time of year since 2017.

**Hong Kong** follows with 29 IPOs raising US\$11.3 billion. While the number of flotations declined 31% from this time last year to a four-year low, the dollar value quadrupled to the highest year-to-date total of all-time.

Thirteen flotations on **London's** Main Market have raised a combined US\$9.0 billion so far this year, just one less than the number recorded during the whole of last year and already exceeding full year 2020 proceeds by 59%. More has been raised in London than any other year-to-date period since 2007. A further nine companies floated on London AIM raising US\$763 million, more than three-times the value recorded at this time last year.

These figures do not include listings of special purpose acquisition companies, which have raised an additional US\$97.6 billion globally so far during 2021.

# IPO Boom: Record \$140 billion raised YTD

Listings on US exchanges account for 40% of total global proceeds raised so far this year, while listings on European and Asian exchanges account for 21% and 25%, respectively.

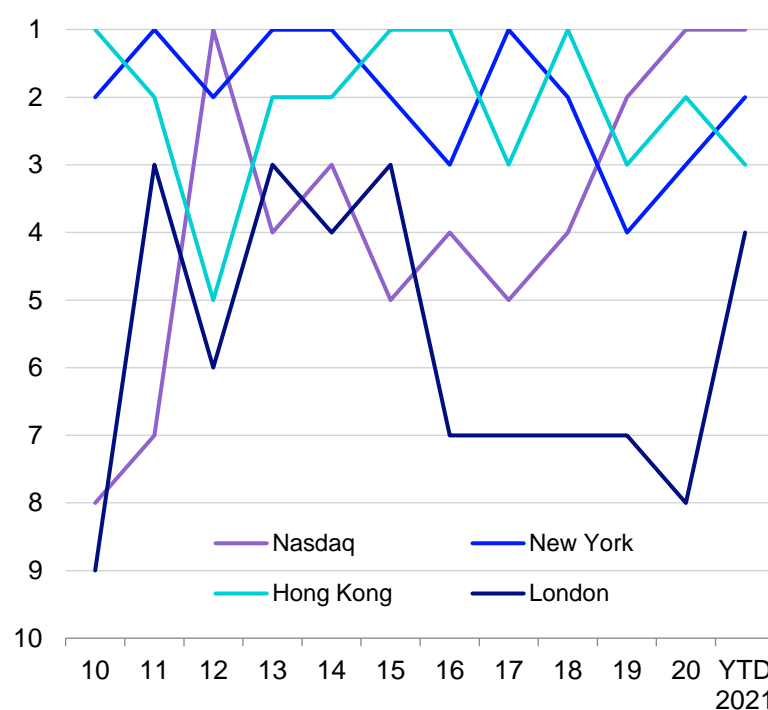
Nasdaq retains the top spot in this year's ranking of stock exchanges by proceeds raised. New York takes second place from Hong Kong, while London Main Market moves from 8<sup>th</sup> position during 2020 to 4<sup>th</sup> place so far during 2021, its highest position since 2015.

Almost one in every five IPOs so far during 2021 has been in the technology sector, with these new listings accounting for 27% of total proceeds raised this year.

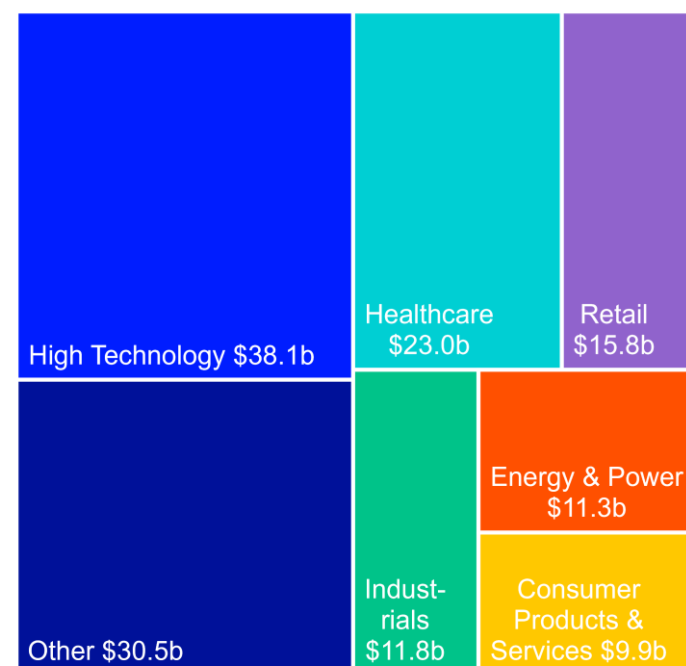
## 2021 GLOBAL IPOs: TOP EXCHANGES BY PROCEEDS

Stock Exchange Totals	Proceeds		# Issues	
	(\$ bil)	YoY % Chg.	#	YoY % Chg.
Nasdaq	33.9	438%	105	304%
New York	21.5	717%	32	357%
Hong Kong	11.3	322%	29	-31%
London Main	9.0	2370%	13	550%
Shanghai	8.3	52%	40	90%
Euronext Amsterdam	7.2	-	3	-
Frankfurt	6.0	-	6	-
Shenzhen ChiNext	5.9	239%	56	195%
Bolsa de Valores de Sao Paolo	5.7	593%	24	500%
SSE STR MK	5.4	11%	61	91%
<b>Industry Total</b>	<b>140.3</b>	<b>322%</b>	<b>670</b>	<b>123%</b>

## TOP FOUR EXCHANGES HISTORICAL RANKING



## 2021 GLOBAL IPOs: TOP SECTORS BY PROCEEDS



# IPO Boom: Record \$140 billion raised

Largest IPOs by proceeds raised YTD 2021

Issue Date	Proceeds (\$ mil)	Issuer	Domicile Nation	Macro Sector	Stock Exchange
01/29/21	6,230.03	Kuaishou Technology Co Ltd	China	High Technology	Hong Kong
03/10/21	4,550.00	Coupang Inc	South Korea	Retail	New York
01/26/21	3,915.52	Inpost SA	Poland	Consumer Products and Services	EuronextAM
05/06/21	3,516.08	China Three Gorges Renewables	China	Energy and Power	Shanghai
02/10/21	2,472.50	Bumble Inc	United States	High Technology	Nasdaq
03/17/21	2,395.60	Vantage Towers AG	Germany	Telecommunications	Frankfurt
04/22/21	2,261.21	Allfunds Group Ltd	United Kingdom	High Technology	EuronextAM
01/26/21	2,213.75	Shoals Technologies Group Inc	United States	High Technology	Nasdaq
02/02/21	2,207.07	AUTO1 Group SE	Germany	Retail	Frankfurt
01/14/21	2,157.98	Playtika Hldg Corp	Israel	High Technology	Nasdaq

All data correct as of May 10, 2021. All analysis based on underwritten initial public offerings that meet Refinitiv's global standard inclusion criteria. Excludes ipos issued by spacs, closed end funds, or trusts.

