

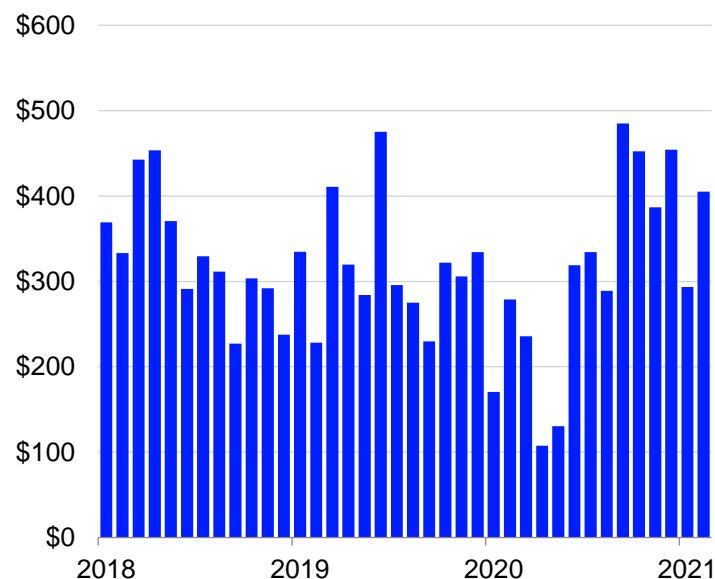
# February 2021: Record month for billion-dollar deals; Tech dominates for 7<sup>th</sup> month

## Global M&A: All-Time Highest February Total

US\$698.7 billion worth of deals were announced globally during the first two months of 2021, 56% more than the same period last year and a year-to-date total only exceeded twice since our records began in the 1970s, in the years 2000 and 2018.

Deals totalling US\$405.3 billion were announced during the month of February 2021, 45% more than value recorded during February 2020 and the highest February total since our records began.

Global Announced M&A Monthly Volumes (US\$ bil)

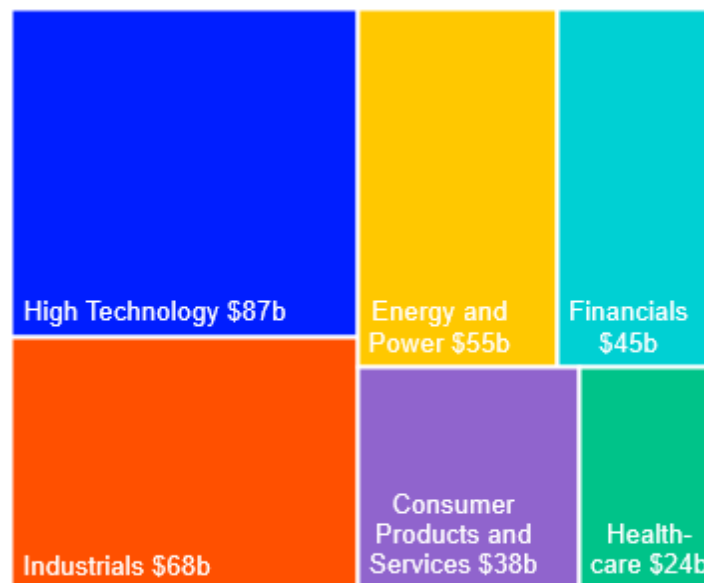


## Tech Deals Dominate for 7<sup>th</sup> Consecutive Month

Technology deals total US\$157.7 billion so far during 2021, the highest year-to-date total of all time, up 173% from last year. Technology deals account for 23% of global M&A by value so far this year, up from 13% in YTD 2020, and the highest share of all-time.

US\$87.3 billion worth of tech deals were announced during February 2021, a monthly total only exceeded six times since our records began. Tech has been the leading M&A sector for seven consecutive months, since August 2020.

Global Announced M&A: February 2021 by Target Sector

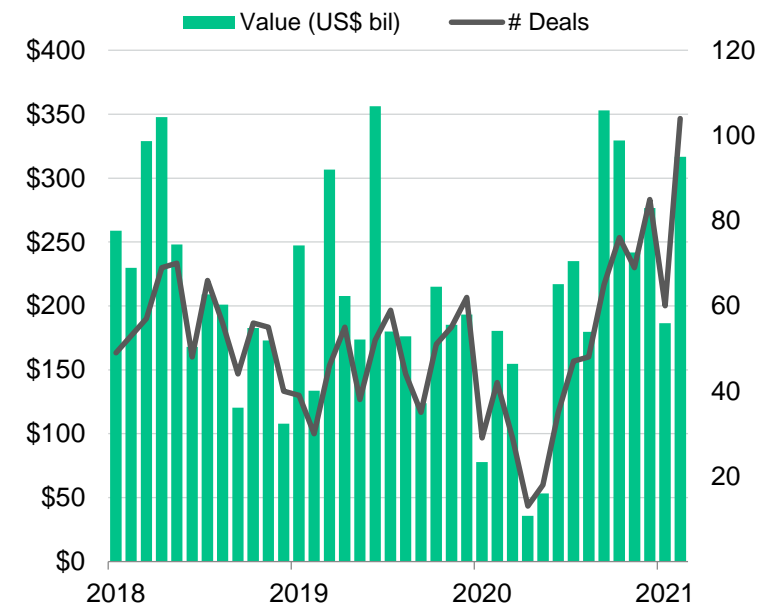


## Billion Dollar Deals: Highest Monthly Tally of All-Time

104 deals worth US\$1 billion or more were announced during February 2021, the highest monthly tally since our records began, exceeding the previous monthly record of 85 deals recorded in December 2020 by more than one-fifth.

164 billion dollar deals have been announced so far during 2021, compared to 71 during the same period last year, and an all-time year-to-date high. The combined value of these deals is US\$258.2 billion, up 95% compared to last year.

Global Billion Dollar Deals (each worth US\$1b or more)



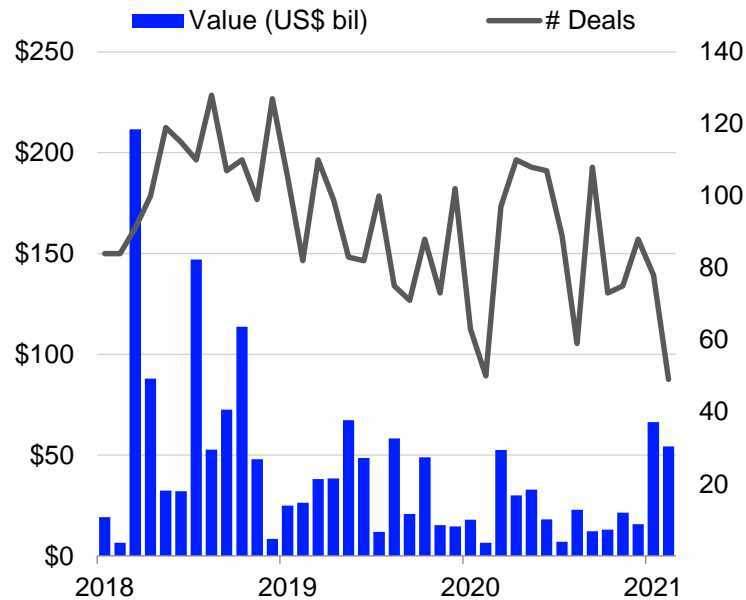
# February 2021: Record monthly Spac M&A total; Americas M&A at 20-month high

## Withdrawn Deal Value Up Five-Fold YTD

Deals worth US\$54.3 billion were withdrawn globally during February 2021, the second highest monthly total in the last 18 months. The value of deals withdrawn so far during 2021 is US\$120.6 billion, almost five-times the value recorded during the same period in 2020.

Six of this year's largest ten withdrawn deals involved a European target, and the largest four deals were withdrawn within 32 days of announcement.

## Global Withdrawn M&A Monthly Volumes



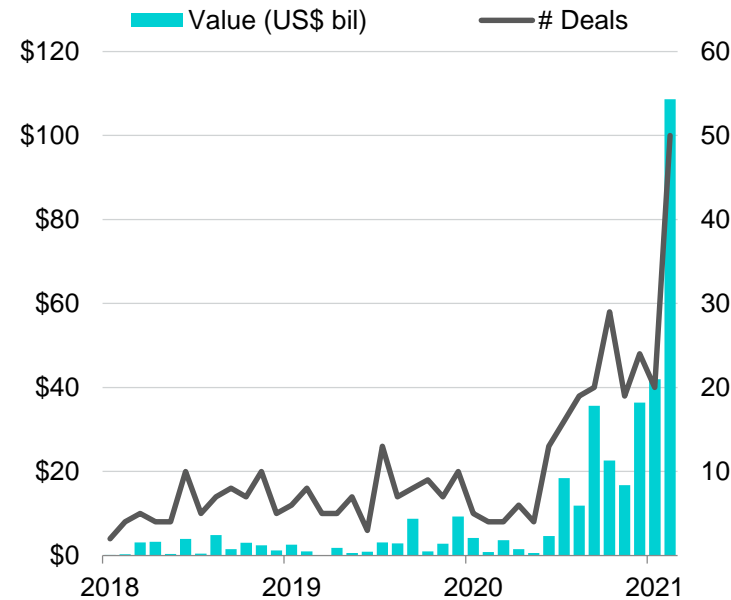
Announced M&A Volumes. Data correct as of February 28, 2021

## Spac M&A: Highest Monthly Total of All-Time

50 acquisitions by special purpose acquisition companies were announced globally during February 2021, the highest monthly tally of all time. The combined value of these deals was US\$108.6 billion, also an all-time record.

Spac acquisitions reached US\$150.6 billion during the first two months of 2021, more than 30-times the value recorded during YTD 2020.

## Global Spac Acquisitions



## Americas M&A Reaches 20-Month High

US\$265.9 billion worth of deals were announced in the Americas during February 2021, a 20-month high and the highest February total since records began. Deals involving a target in Europe reached US\$74.9 billion during February 2021, 40% more than the value recorded during the previous month but down 37% compared to the same month last year. Meanwhile merger activity in Asia Pacific totalled US\$47.5 billion during February 2021, a nine-month low.

## Global Announced M&A by Target Region (US\$ bil)

